

RECOGNIZED LEADER IN THE SOUTHWEST FLORIDA HURRICANE PROTECTION INDUSTRY

WE CATER THESE BRANDS



SERVICES WE OFFER

Hurricane Shutter

Accordion
Bahama
Roll Down
Hurricane Panels
Hurricane Fabric
Screen

Service Areas

Bonita Springs
Cape Coral
Captiva Island
Estero
Fort Myers
Lehigh Acres
Marco Island
Naples
Port Charlotte
Punta Gorda
Sanibel Island

CONTACT US NOW



239-237-1448
239-438-4732



<http://bit.ly/3PaTymV>



5649 2nd St W #112,
Lehigh Acres, FL 33971
1410 Pine Ridge Rd #16,
Naples, FL 34108

Windows

Impact Windows
Aluminum Impact
Windows
Vinyl Impact Windows
Commercial Windows
Residential Windows
Window Installation
Window Replacement

Doors

Entry Door
Entry Door Inserts
Fiber Glass Door
French Doors
Sliding Glass
Doors

PGT[®] *ClassicVue*[™]

PGT[®] *ClassicVue Max*[™]

ALUMINUM | NON-IMPACT

“At the heart of these durable aluminum windows and doors lies robust structural engineering—engineering that allows these products to perform not only year after year, but decade after decade.”

— Jeff T. Jackson, President and Chief Operating Officer

PGT® ClassicVue™ (Series 200) and PGT® ClassicVue Max™ (Series 600) products are constructed from heavier and stronger aluminum than most brands. They also undergo a battery of tests to ensure optimum performance and durability. These windows and doors are engineered to last.

Then there's the company behind these products. PGT® is a company built on quality engineering with one of the largest and best design teams in the business, so it should come as no surprise that our aluminum, non-impact products are among the strongest on the market. We manufacture everything—including glass—at our own facilities, ensuring consistent quality. We ship on-time using our own fleet of trucks. And we support you after the sale with our industry-leading 360° service. PGT, the entire company, is engineered to deliver.

2	VALUE
4	RELIABILITY
6	DURABILITY
8	CUSTOMIZATION
10	GRID STYLES & PATTERNS
12	CLASSICVUE (SERIES 200)
16	CLASSICVUE MAX (SERIES 600)
23	GLOSSARY OF TERMS



SEE WHAT'S INSIDE



VALUE ►



Our team oversees each step of the glass production process and tests finished batches multiple times per day to ensure they meet the highest standards of quality.

Strength, durability and value

PGT® is your comprehensive solution for high-quality aluminum windows and doors that are durable, affordable and low-maintenance. Our aluminum products are suitable for any type of frame construction.

All PGT® ClassicVue™ and PGT® ClassicVue Max™ Aluminum products feature:

- Extruded aluminum frames
- Monolithic glazing
- Mechanically fastened corners
- Powder-coat paint
- Corrosion-resistant hardware with stainless steel options

To know our products is to know our promise

Every PGT product is produced at our 562,000-square-foot manufacturing facility and glass plant in Venice, FL. This centralized operation allows us to control our own quality from design to delivery for a difference you can count on.

Quality Glass Production: As the only window and door manufacturer in the region with its own facilities for glass tempering, laminating and insulating, PGT is able to maintain control over the specialized glass production process, keeping costs low and quality high for all of our products.

Expedient Manufacturing and Delivery: Our team is dedicated to quick, accurate results. Once your product is ordered, the wait for delivery is minimal.

Outstanding Service: The only thing as impressive as our products is our dedication to your satisfaction before, during and after your purchase.



RELIABILITY ►



Performance testing

You can be confident in PGT® products. We test our windows and doors to make sure they meet the exacting standards of the industry's most respected accredited organizations. The certifications they provide, along with our promise to stand behind the products we build, are your assurances of quality.

PGT® ClassicVue™ and PGT® ClassicVue Max™ Aluminum product certifications, ratings and testing include:

- Florida Product Approval
- International Building Code
- National Fenestration Rating Council® (NFRC)
- Miami-Dade Notice of Acceptance
- STC (Sound Transmission Class)

See the Glossary of Terms for more details on each of these certifications and testing protocols.

Designed for reliability

PGT® products are routinely tested to ensure that they will perform at their optimum levels for many years to come.

Each PGT ClassicVue and PGT ClassicVue Max Aluminum window and door meets or exceeds the International Building Code for:

- Air infiltration
- Deglazing
- Structural integrity
- Water resistance
- Forced-entry resistance





DURABILITY ►





Engineering and artistry combine to create products that are innovative, reliable, and exceedingly durable.

Engineered to last

PGT® ClassicVue™ and PGT® ClassicVue Max™ Aluminum windows and doors are extruded with a heavier and stronger aluminum than that used by most other manufacturers. These extrusions are mechanically fastened at the corners for added strength, and the finished product receives corrosion-resistant hardware to provide even greater durability. This sturdy construction makes our aluminum products ideal for both residential use and light commercial projects.

Outstanding protection backed by a solid warranty


PGT® operates on the premise that promises are made to be kept. This is why our aluminum products are backed by one of the best warranties in the industry.

PGT ClassicVue and PGT ClassicVue Max Aluminum products include:

- 3-year warranty on the frame and component parts
- Limited lifetime warranty on insulating glass units



CUSTOMIZATION ►





Made to order for your home

Every product PGT® manufactures is custom-made to order. So you can rest assured that your new PGT® ClassicVue™ and PGT® ClassicVue Max™ Aluminum windows and doors are perfectly matched to your home's specifications. We also oversee every step of the manufacturing process to ensure all of our products meet our strict quality standards.

PGT products are designed for every home, especially yours, with choices of:

- Frame colors
- Glass tints
- Grid styles and patterns
- High-performance Low-E
- Privacy glass
- Sea Turtle Protection Code glass options

Powder-coat paint finish

When it comes to paint finishes, not all processes are created equal. PGT ClassicVue and PGT ClassicVue Max Aluminum products come standard with a powder-coat paint finish that provides:

Durability

- Resistant to scratching and corrosion
- Tested to continuously withstand salt water, heat, light and moisture exposure

Color Retention

- Finish is naturally resistant to fading and wearing
- Withstands exposure to natural elements

Quality

- Identical color from batch to batch
- Single-pass application ensures a uniform coat
- Thicker, stronger coatings eliminate runs and drips

Low Environmental Impact

- Finish is 100% solvent-free
- No VOCs or heavy toxic metals

GRID STYLES & PATTERNS

ClassicVue™ (Series 200) Windows and Doors



Double Applied Colonial Grids

- 1" wide raised muntin applied to exterior
- 1" wide flat bar applied to interior



Double Applied Raised Grids*

- 1" wide raised muntin applied to exterior and interior



Double Applied Flat Grids*

- 1" wide flat bar applied to exterior and interior



Colonial Grids Between the Glass

- 9/16" wide flat grid

ClassicVue™ Max (Series 600) Windows



Double Applied Colonial Grids

- 1" wide raised muntin applied to exterior
- 1" wide flat bar applied to interior



Ogee Raised / Low Profile Colonial Grids*

- 1" wide raised ogee applied to exterior
- 1" wide low profile ogee applied to interior



Double Applied Flat Grids*

- 1" wide flat bar applied to exterior and interior



Colonial Grids Between the Glass

- 9/16" wide flat grid

* Available for select styles only.
Ask your dealer for more details.

ClassicVue Max™ (Series 600) Doors



Double Applied Colonial Grids*

- 1" wide raised muntin applied to exterior
- 1" wide flat bar applied to interior



Ogee Raised / Low Profile Colonial Grids*

- 1" wide raised ogee applied to exterior
- 1" wide low profile ogee applied to interior



Double Ogee Applied Colonial Grids*

- 1" wide raised ogee applied to exterior and interior



Colonial Grids Between the Glass

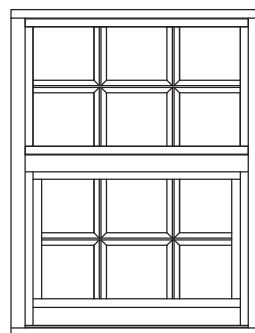
- 9/16" wide flat grid




Low Profile Simulated Divided Lite Grids

- 1" wide low profile ogee applied to exterior and interior
- 9/16" wide flat grid between the glass

Grid Patterns



Standard



Brittany/Prairie

CLASSICVUE™ (SERIES 200)

Standard Features

Products in this series come standard with 1/8" clear glass and a white or bronze 2" frame that is ideal for new construction and remodeling projects. Operable windows come standard with 1816 screen mesh.

Standard Frame Colors



White



Bronze

Premium Options

Glass

- Tempered glass
- Insulating glass
- Privacy glass
 - Obscure (textured for enhanced privacy)
- Popular glass tints
 - EnergyShield
 - EnergyShield Max
- Argon gas



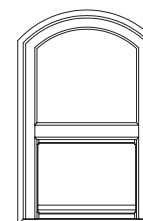
Single Hung (SH200)

Integrated lift rails and deluxe swivel locks

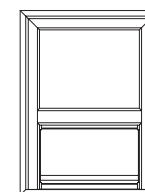
- Allow easy fingertip operation

Pass-through

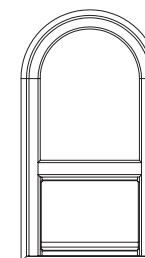
- Primarily for kitchen use, sash closes on counter top



Radius Top
(Equal)



Proview/Oriel



Arch Top
(Proview/Oriel)

WINDOWS

Horizontal Roller (HR210)


Available in 2- and 3-lite configurations

Low-friction brass tandem rollers in a nylon housing

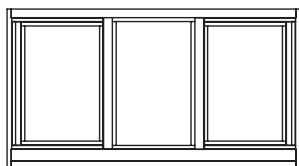
- Provide smooth, durable, adjustable operation

Removable sash design

- For easy exterior cleaning



Unequal Lite



Equal Lite

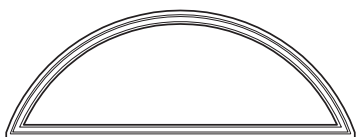


Picture Window / Fixed Lite Architectural (PW/AR220)

Available in a variety of shapes & sizes

- Provides maximum amount of light
- Can serve as standalone or companion window

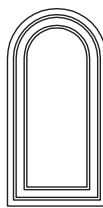
Popular Fixed Lite Architectural Shapes



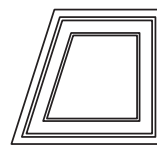
Half Circle



Eyebrow




Arch




Trapezoid

Other standard and custom shapes available.



DOORS



Essential Sliding Glass Door (SGD2500)

By-pass or pocket door configurations

- Customizable with multiple tracks from 1 to 8 panels

Recessed pulls

Optional raised interior metal pull handle

Optional single point mortise lock with handle

Optional screens available

- Standard or box screen



Essential French Door (FD101)

Pre-hung

- Available as a single or a double door

Heavy-duty hinge

- Allows for easy operation

Optional side lites available

- Beautifully fills large openings and provides additional light

Concealed 2-point locking system

- Provides added strength and security

Prepped for industry-standard hardware

- Accommodates an array of handle and deadbolt hardware

Cabana Door (CD290)

Single Hung and Fixed Lite Picture Window styles available

- Single Hung style has a sash that opens to allow airflow
- Fixed Lite Picture Window style allows maximum light into any room

Integrated window design

- Delivers a more sleek, upscale appearance versus the “utility” look of other manufacturers’ cabana doors
- Eliminates the need for window inserts with unsightly handle and deadbolt notches

Concealed weather-strip

- Keeps elements out without detracting from the door’s appearance

Installation screw cover

- Conceals unsightly install screws from view
- Provides a clean, sleek finish

Modern design

- Smooth panel surface versus scalloped panel surface of other manufacturers

Custom kickplate heights available



Cabana Door
Single Hung style

CLASSICVUE MAX™ (SERIES 600)

Standard Features

Products in this series come standard with 3/16" clear glass and a white or bronze 2 3/4" frame that is ideal for new construction and remodeling projects. Operable windows come standard with 1816 screen mesh.

Standard Frame Colors



White

Bronze

Premium Options

Glass

- Tempered glass
- Insulating glass
- Privacy glass
 - Obscure (textured for enhanced privacy)
- Popular glass tints
 - EnergyShield
 - EnergyShield Max
- Argon gas

Frame Colors



Clear Anodize


Arizona Beige*

Pebble Khaki*

Venetian Bronze*

*Available for select styles only. Ask your dealer for more details.

WINDOWS



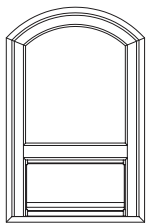
Single Hung (SH600)

Pre-tensioned spiral balance system

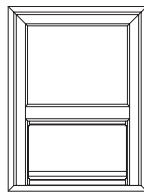
- Provides smooth, easy opening and closing

Integrated lift rails and deluxe swivel locks

- Allow easy fingertip operation



Radius Top
(Proview/Oriel)



Proview/Oriel



Horizontal Roller (HR610)


Available in 2- and 3-lite configurations

Low-friction brass tandem rollers in a nylon housing

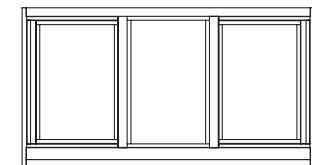
- Provide smooth, durable, adjustable operation

Removable sash design

- For easy exterior cleaning



Unequal Lite



Equal Lite

WINDOWS



Casement (CA640)

Available in various configurations

- Single unit hinged for opening either left or right
- Double unit hinged for opening: one left, one right
- Triple unit hinged for opening: one left, one right, fixed center unit

Multi-point locking system

- Provides added strength and security


Egress hinge

Optional washable hinge

- For easy cleaning from inside the home

Optional fold away handle

- Will not interfere with your window treatments



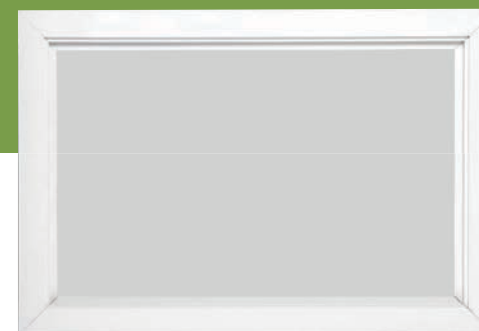
Awning (AW640)

Available in single unit

- Individual units can be mullied vertically or horizontally for custom configurations

Multi-point locking system

- Provides added strength and security



Picture Window / Fixed Lite Architectural (PW/AR620)

Available in a variety of shapes & sizes

- Provides maximum amount of light
- Can serve as standalone or companion window

Installation screw covers

- For a complete, clean appearance

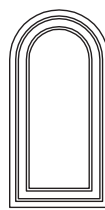
Popular Fixed Lite Architectural shapes



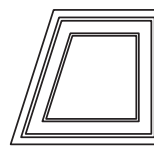
Half Circle



Eye brow



Arch



Trapezoid

Other standard and custom shapes available.

Casement Picture Window (CA640)

Available in a variety of sizes

- Provides maximum amount of light
- Can serve as standalone or companion window
- To be used in conjunction with the Casement or Awning window for matching sight lines

Installation screw covers

- For a complete, clean appearance

DOORS



Preferred Sliding Glass Door (SGD670)

Expansions of up to 40 feet

- Amazing, uninterrupted views and a great source of natural light

Panels up to 4' x 10' or 5' x 8'

- Sizes available for every opening

By-pass or pocket and 90-degree or 135-degree corner door configurations

- Customizable with multiple tracks from 1 to 8 panels

Dual-point locking mechanism

- Provides added security for your home by restricting panels from being lifted off the tracks

Heavy-duty tandem rollers

- Allow easy opening with just your fingertips

Hidden installation and assembly screws

- Deliver a sleek, finished appearance

Raised pull handles or recessed pulls available

Optional screens available

- Standard or box screen



Crystal Achievement
Award-winning Design

Premium Sliding Glass Door (SGD680)

French door-look

- Standard 4" bottom rail
- Optional 9" bottom rail

Expansions of up to 40 feet

- Amazing, uninterrupted views and a great source of natural light

Panels up to 4' x 10' or 5' x 8'

- Sizes available for every opening

By-pass or pocket and 90-degree or 135-degree corner door configurations

- Customizable with multiple tracks from 1 to 8 panels

Dual-point locking mechanism

- Provides added security for your home by restricting panels from being lifted off the tracks

Heavy-duty tandem rollers

- Allow easy opening with just your fingertips

Optional unique, stylish handles available

Optional screens available

- Standard or box screen



DOORS



Preferred French Door (FD650)

Heavy-duty, hidden piano hinge

- Supports the weight of the door
- Allows enduring optimal operation

Multi-point, stainless steel locking mechanism

- Secures the door to the frame or adjoining door in three places

Prepped for European-style hardware

- Trim-sets are available

Optional side lites

- Full jamb
- Narrow jamb

GLOSSARY OF TERMS



Argon gas: Argon is a safe, odorless, colorless, non-toxic, non-flammable inert gas that is commonly used in place of air between the glass panes of an insulated Low-E glass unit to reduce temperature transfer.

Box screen: A heavy-duty sliding glass door screen frame that simulates the actual glass panels. It is typically similar in size and shape to the glass door panels.

By-pass door: A sliding door that has two or more panels that can slide horizontally in either direction in upper and lower tracks.

Corrosion-resistant: Refers to how well a substance can withstand damage caused by oxidization or other chemical reactions.

Deglazing: An effect of severe weather on windows, where the silicone glazing bead separates from the window pane, thus reducing the window's ability to restrict water from entering the structure and decreasing the strength of the overall window.

Dual-point mortise lock: A lock that is recessed in the edge of a stile and has two throw hooks that engage with a keeper.

Florida Product Approval: A series of tests performed by a State of Florida approved testing lab to ensure certain building components meet Florida standards.

Forced-entry resistance: The test methods intended to establish a measure of resistance for window assemblies subjected to attacks, other than by impact.

Insulating glass: Window panes separated by an air or other gas-filled space to reduce heat transfer.

International Building Code: A model building code developed by the International Code Council that has been adopted throughout most of the United States.

Lift rail: A handhold for raising and lowering the sash. Rail implies that the handhold is continuous across the sash.

Low-E (Emissivity) glass: Glass with a transparent metallic oxide coating applied onto or into a glass surface. The coating typically allows short-wave energy to pass through but reflects long-wave infrared energy which improves the U-value.

Mesh: Fabric made of either fiberglass or aluminum, used in the making of screens.

Miami-Dade Notice of Acceptance: Protocol for testing windows for impact by large or small missiles.

Monolithic: Referred to as single unit of glass (not insulated).

Mortise lock: A lock that is recessed in the edge of a stile and has a throw hook that engages with a keeper.

National Fenestration Rating Council (NFRC): A non-profit organization which provides energy performance ratings on windows, doors, skylights, and attachment products.

Obscure glass: Glass that has been made translucent instead of transparent.

Pass-through: Single Hung window without a main frame sill; has a cap piece with foam that fits onto the sash sill.

Pocket door: Sliding glass door that, when opened, slides clear of the opening.

Sea Turtle Protection Code: Lighting ordinance to protect Sea Turtles along the Florida coastline during nesting season by restricting the amount of light permitted through windows and doors.

Sound Transmission Class (STC): An integer rating that provides an estimate of the sound insulation performance of an interior building partition (such as a window or door) between indoor spaces. The higher the number, the less sound is transmitted.

Tempered glass: Treated glass that is strengthened by reheating it to just below the melting point and then suddenly cooling it. When shattered, it breaks into small pieces. Approximately four times stronger than standard annealed glass; is required as safety glazing in patio doors, entrance doors, side lights, and other hazardous locations. It can not be recut after tempering.

Three-point lock: Deadbolts that protrude in three separate directions with the movement of a single lever or key.

Two-point locking system: Bolts that protrude in two separate directions with the movement of a single lever.

Ultra-violet (UV): The invisible rays of the spectrum that are outside of the visible spectrum at its short-wavelength violet end. Ultraviolet rays are found in everyday sunlight and can cause fading of paint finishes, carpets, and fabrics.

Washable hinges: Track type hinges on casement windows that, aside from normal operation, have the ability to slide towards frame center and allow for easy sash cleaning.

Notes

A TRADITION OF EXCEPTIONAL PRODUCTS, RELIABILITY AND SERVICE

Founded in 1980, PGT® pioneered the U.S. impact-resistant window and door segment, growing from just four employees to approximately 1,700 at its manufacturing facility in Venice, Florida.

Today, PGT offers a total of nine different high-quality window and door lines.

Hurricane protection, security against intruders, noise reduction, UV filtering, energy efficiency, affordability and style are some of the most notable benefits that PGT's products have to offer.

When you choose PGT products for your home or business, you can always expect top design, improved energy efficiency and extraordinary strength for the life of your investment.

You can have the confidence that PGT will not just meet, but exceed your expectations.





RECOGNIZED LEADER IN THE SOUTHWEST FLORIDA HURRICANE PROTECTION INDUSTRY

WE CATER THESE BRANDS



SERVICES WE OFFER

Hurricane Shutter

Accordion
Bahama
Roll Down
Hurricane Panels
Hurricane Fabric
Screen

Service Areas

Bonita Springs
Cape Coral
Captiva Island
Estero
Fort Myers
Lehigh Acres
Marco Island
Naples
Port Charlotte
Punta Gorda
Sanibel Island

Windows

Impact Windows
Aluminum Impact
Windows
Vinyl Impact Windows
Commercial Windows
Residential Windows
Window Installation
Window Replacement

Doors

Entry Door
Entry Door Inserts
Fiber Glass Door
French Doors
Sliding Glass
Doors

CONTACT US NOW



239-237-1448
239-438-4732



<http://bit.ly/3PaTymV>



5649 2nd St W #112,
Lehigh Acres, FL 33971
1410 Pine Ridge Rd #16,
Naples, FL 34108