

RECOGNIZED LEADER IN THE SOUTHWEST FLORIDA HURRICANE PROTECTION INDUSTRY

WE CATER THESE BRANDS



SERVICES WE OFFER

Hurricane Shutter

Accordion
Bahama
Roll Down
Hurricane Panels
Hurricane Fabric
Screen

Service Areas

Bonita Springs
Cape Coral
Captiva Island
Estero
Fort Myers
Lehigh Acres
Marco Island
Naples
Port Charlotte
Punta Gorda
Sanibel Island

CONTACT US NOW



239-237-1448
239-438-4732



<http://bit.ly/3PaTymV>



5649 2nd St W #112,
Lehigh Acres, FL 33971
1410 Pine Ridge Rd #16,
Naples, FL 34108

Windows

Impact Windows
Aluminum Impact
Windows
Vinyl Impact Windows
Commercial Windows
Residential Windows
Window Installation
Window Replacement

Doors

Entry Door
Entry Door Inserts
Fiber Glass Door
French Doors
Sliding Glass
Doors

ClassicVue MaxTM

ALUMINUM
NON-IMPACT

P&G[®] ClassicVue MaxTM

CLASSICVUE MAX™
NON-IMPACT WINDOWS & DOORS

Engineered to last.

GREAT QUALITY.

Built with a clear purpose to provide longevity.

TIMELESS STYLE.

The ideal combination of beauty and strength.

EXCEPTIONAL VALUE.

Custom-made to match your unique style.





Premium Sliding Glass Door SDG680

Excellence for every client.

STRENGTH + PERFORMANCE

Our aluminum non-impact windows deliver an exceptional solution for your next project. Built with pride, ClassicVue Max™ is engineered to withstand corrosion from salt water, heat, light, and moisture exposure. Our continuous product testing with the industry's most respected organizations also ensures that you can enjoy the view with confidence.

ClassicVue Max™ Customizable Options Include:

- Sizes
- Flexible designs
- Frame colors
- Glass tints
- Grid styles and patterns
- High-performance Low-E
- Privacy glass
- Sea Turtle Protection Code glass

Elevating the standards of
craftsmanship and quality.





BACKED BY THE INDUSTRY'S MOST RESPECTED ORGANIZATIONS.

ClassicVue Max™ products are continuously validated by our industry's accredited organizations. These certifications, ratings, and testing include:

- Florida Product Approval
- International Building Code
- National Fenestration Rating Council (NFRC)
- Miami-Dade Notice of Acceptance
- Sound Transmission Class (STC)

WE STAND BEHIND OUR GLASS.

Our southwest Florida facility manages glass with care. From tempering to laminating to insulating, we maintain the entire specialized production process. This ownership allows us to keep quality high while reducing unnecessary costs.





Designed to fit your style.

Standard Features

ClassicVue Max™ products come standard with exterior-glazed clear glass and a white frame, ideal for new construction and remodeling projects. Operable windows also include a convenient mesh screen.

STANDARD INTERIOR AND EXTERIOR FRAME COLOR



Paint Finish

POWDER-COATED

In addition to quality and value, ClassicVue Max™ windows are equipped with a powder-coat paint finish that delivers exceptional benefits.

- Resists fading from exposure to natural elements
- Maintains excellent quality with thicker coatings and identical colors from batch to batch
- Withstands scratching and corrosion from heat, light, and moisture exposure
- Protects the environment with a 100% solvent-free finish that does not contain harsh or toxic metals

Grid Styles



RAISED / FLAT GRIDS

- 1" - wide raised muntin applied to exterior
- 1" - wide flat bar applied to interior

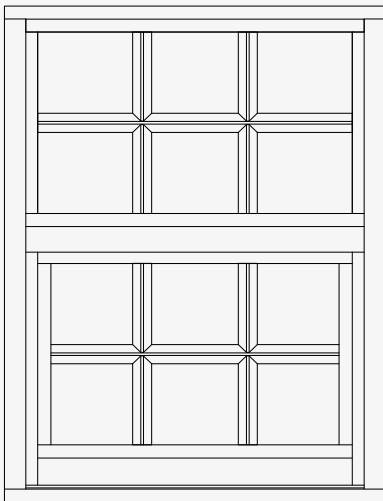


FLAT GRIDS

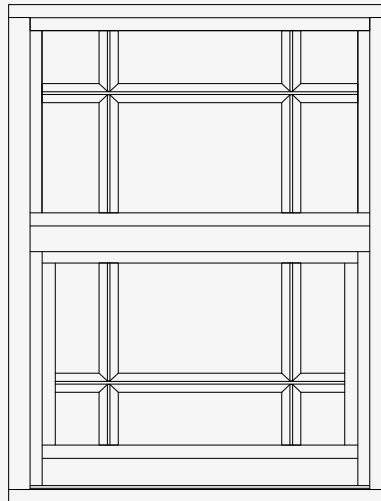
9/16" - wide flat grid between the glass

CLASSICVUE MAX™ COMES WITH A VARIETY OF OPTIONS TO COMPLEMENT THE LOOK AND FEEL OF YOUR HOME.

Grid Patterns



STANDARD






BRITTANY / PRAIRIE

Premium Options

GLASS

- Tempered Glass
- Insulating glass
- Privacy Glass
 - Obscure (textured for enhanced privacy)
- Popular glass tints
- Hi-performance Low-E
- Argon Gas

FRAME COLORS

-  Bronze
-  Black*
-  Clear Anodize

Custom frame colors are also available.

**Available on select styles only. Please check with an authorized dealer for more details.*

Windows and doors tailored
to reflect your vision.







W I N D O W S

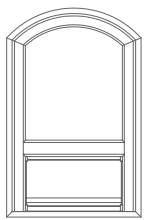
Single Hung (*SH7600A*)

PRE-TENSIONED SPIRAL BALANCE SYSTEM

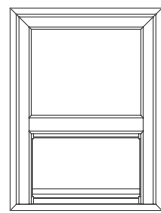
- Provides smooth, easy opening and closing

INTEGRATED LIFT RAILS AND DELUXE SWIVEL LOCKS

- Allow easy fingertip operation



Radius Top
(Proview/Oriel)



Proview/Oriel



SINGLE HUNG

Horizontal Roller (*HR7610A*)

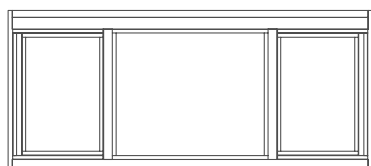
AVAILABLE IN 2- AND 3-LITE CONFIGURATIONS

LOW-FRICTION BRASS TANDEM ROLLERS IN A NYLON HOUSING


- Provide smooth, durable, adjustable operation

REMOVABLE SASH DESIGN

- For easy exterior cleaning



Unequal Lite



Equal Lite



HORIZONTAL ROLLER



CASEMENT

Casement (CA640)

AVAILABLE IN VARIOUS CONFIGURATIONS

- Single unit hinged for opening either left or right
- Double unit hinged for opening: one left, one right
- Triple unit hinged for opening: one left, one right, fixed center unit

MULTI-POINT LOCKING SYSTEM

- Provides added strength and security

EGRESS HINGE

OPTIONAL WASHABLE HINGE

- For easy cleaning from inside the home

OPTIONAL FOLD AWAY HANDLE

- Will not interfere with your window treatments



AWNING

Awning (AW640)

AVAILABLE IN SINGLE UNIT

- Individual units can be mulled vertically or horizontally for custom configurations

MULTI-POINT LOCKING SYSTEM

- Provides added strength and security

Picture Window / Fixed Lite Architectural (PW/AR7620)

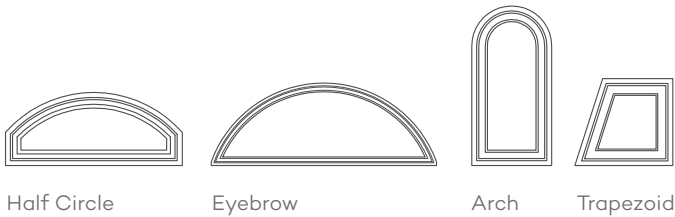
AVAILABLE IN A VARIETY OF SHAPES & SIZES

- Provides maximum amount of light
- Can serve as standalone or companion window

INSTALLATION SCREW COVERS

- For a complete, clean appearance

POPULAR FIXED LITE ARCHITECTURAL SHAPES



*Other standard and custom shapes available.



PICTURE WINDOW

Casement Picture Window (CA640)

AVAILABLE IN A VARIETY OF SIZES

- Provides maximum amount of light
- Can serve as standalone or companion window
- To be used in conjunction with the Casement or Awning window for matching sight lines

INSTALLATION SCREW COVERS

- For a complete, clean appearance



CASEMENT PICTURE
WINDOW



D O O R S

Preferred Sliding Glass Door (*SGD670*)

EXPANSIONS OF UP TO 40 FEET

- Uninterrupted views and a great source of natural light

PANELS UP TO 4' X 10' OR 5' X 8'

- Sizes available for every opening

BY-PASS OR POCKET AND 90-DEGREE OR 135-DEGREE CORNER DOOR CONFIGURATIONS

- Customizable with multiple tracks from 1 to 8 panels

DUAL-POINT LOCKING MECHANISM

- Provides added security for your home by restricting panels from being lifted off the tracks

HEAVY-DUTY TANDEM ROLLERS

- Allow easy opening with just your fingertips

HIDDEN INSTALLATION AND ASSEMBLY SCREWS

- Deliver a sleek, finished appearance

RAISED PULL HANDLES OR RECESSED PULLS AVAILABLE

OPTIONAL SCREENS AVAILABLE: STANDARD OR BOX



PREFERRED SLIDING GLASS DOOR

D O O R S



**PREMIUM SLIDING
GLASS DOOR**

Premium Sliding Glass Door (SGD680)

FRENCH DOOR-LOOK

- Standard 4" bottom rail
- Optional 9" bottom rail

EXPANSIONS OF UP TO 40 FEET

- Uninterrupted views and a great source of natural light

PANELS UP TO 4' X 10' OF 5' X 8'

- Sizes available for every opening

BY-PASS OR POCKET AND 90-DEGREE OR 135-DEGREE CORNER DOOR CONFIGURATIONS

- Customizable with multiple tracks from 1-8 panels

DUAL-POINT LOCKING MECHANISM

- Provides added security for your home by restricting panels from being lifted off the tracks

HEAVY-DUTY TANDEM ROLLERS

- Allow easy opening with just your fingertips

OPTIONAL UNIQUE, STYLISH HANDLES AVAILABLE

OPTIONAL SCREENS AVAILABLE: STANDARD OR BOX



**PREFERRED FRENCH
DOOR**

Preferred French Door (FD650)

HEAVY-DUTY, HIDDEN PIANO HINGE

- Supports the weight of the door
- Allows enduring optimal operation

MULTI-POINT, STAINLESS STEEL LOCKING MECHANISM

- Secures the door to the frame or adjoining door in three places

PREPPED FOR EUROPEAN-STYLE HARDWARE

- Full jamb
- Narrow jamb





INVENT. BUILD. DELIVER.

A national manufacturer of premium windows and doors whose technically advanced products can withstand some of the toughest weather conditions on earth and are revolutionizing the way people live by unifying indoor and outdoor living spaces.

THE PGT INNOVATIONS FAMILY OF BRANDS



**Impact Resistant
Windows & Doors**
WE'RE STRONGER™



CUSTOM WINDOWS + DOORS



HIGH PERFORMANCE DOORS & WINDOWS



western
window systems



EZE PORCH. EZE LIVING.



Architectural Products

PGTWINDOWS.COM | N. VENICE, FL

©2020 PGT CUSTOM WINDOWS + DOORS. A PGT INNOVATIONS BRAND.

04/20 MB0100362

RECOGNIZED LEADER IN THE SOUTHWEST FLORIDA HURRICANE PROTECTION INDUSTRY

WE CATER THESE BRANDS



SERVICES WE OFFER

Hurricane Shutter

Accordion
Bahama
Roll Down
Hurricane Panels
Hurricane Fabric
Screen

Service Areas

Bonita Springs
Cape Coral
Captiva Island
Estero
Fort Myers
Lehigh Acres
Marco Island
Naples
Port Charlotte
Punta Gorda
Sanibel Island

CONTACT US NOW



239-237-1448
239-438-4732



<http://bit.ly/3PaTymV>



5649 2nd St W #112,
Lehigh Acres, FL 33971
1410 Pine Ridge Rd #16,
Naples, FL 34108

Windows

Impact Windows
Aluminum Impact
Windows
Vinyl Impact Windows
Commercial Windows
Residential Windows
Window Installation
Window Replacement

Doors

Entry Door
Entry Door Inserts
Fiber Glass Door
French Doors
Sliding Glass
Doors